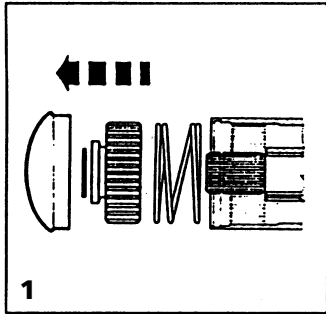
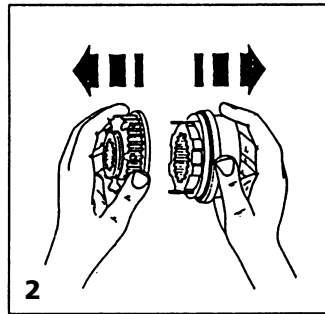


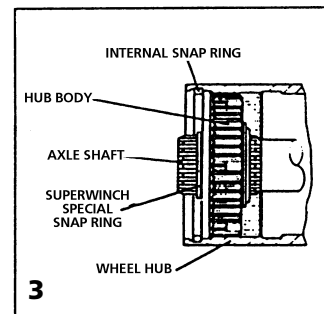
Installation Instructions: Free Wheeling Hubs



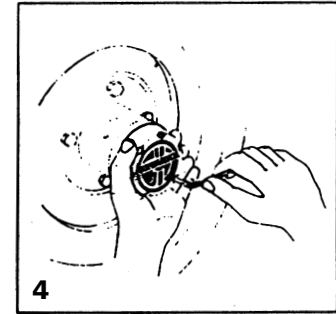
- Remove dust cap, snap ring, drive flange, spring and oil slinger (or old hub lock unit). Check ball joint, king pin, axle housing/spindle/bearings condition. Shafts must float freely in all directions.



- Separate Superwinch hub assemblies (body assembly/Clutch assembly).



- Insert Superwinch body assembly into wheel hub and install internal snap ring. Install Superwinch special snap ring on axle shaft. (DO NOT USE ORIGINAL SNAP RING).



- Install clutch assembly. Cross torque cover screws to 26-35 in. lb. (30-40 kgf. cm).

Operation:

2-Wheel Drive (4x2 or Free) – Turn the control dial counterclockwise – using fingers only – to the 4x2 position. The front wheels are now completely disengaged from the transmission.

4-Wheel Drive (4x4 or Lock) – Turn the control dial clockwise – using fingers only – to the 4x4 position. The front drive now operates precisely as before the free wheel hubs were installed.

Maintenance:

None required. Superwinch Free-Wheeling Hubs are permanently lubricated. If unit is disassembled for inspection, DO NOT USE GREASE. Lubricate lightly with SAE 30 oil. IMPORTANT: Every time hubs are disassembled for vehicle maintenance, make sure parts supplied in Superwinch service kit are used for re-installation.

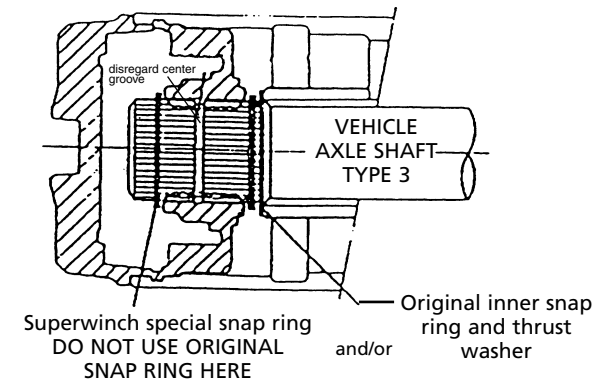
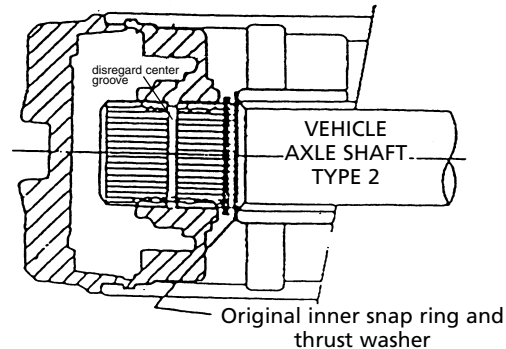
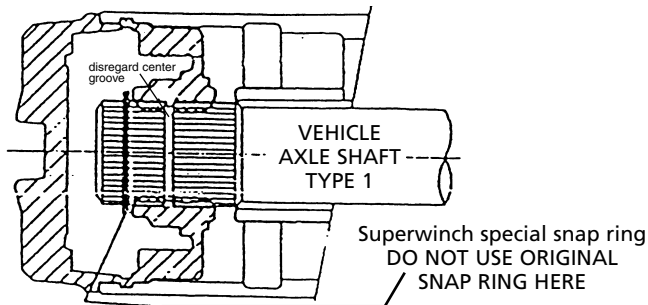


WARNING

USE OF SUPERWINCH HUBS WITH GREASE AND/OR LOCKING DIFFERENTIALS WILL VOID WARRANTY.

IMPORTANT:

Different types of axles have been used by vehicle manufacturers. Carefully identify which of the illustrations below matches your vehicle's axle. Install Superwinch hubs according to instructions for your type of axle.



Superwinch, Inc. • Winch Drive
Putnam, CT 06260 • U.S.A.
Tel. (860) 928-7787 • Fax (860) 963-0811

Superwinch, Ltd. • Union Mine Road,
Pitts Cleave, Tavistock, Devon PL 19 OPW • England
Tel. +44(0) 1822 614101 • Fax +44(0) 1822 615204

For use with 400518 & 400439 hubs only
97-17106 Rev. E – 1/04/07

Superwinch Limited Warranty

LIMITED WARRANTY

Superwinch Inc. ("Seller" or "Superwinch") warrants to the original retail buyer only ("Buyer") that all genuine SUPERWINCH hub products, hub parts and hub components ("Products") shall be free of defects in materials and workmanship from provable date of purchase of the new Product for as long as Buyer owns the vehicle on which the Products are installed. Any Product that Superwinch determines to be defective will be repaired or replaced at Superwinch's sole discretion without charge to Buyer upon Buyer's compliance with these procedures. Seller or its Authorized Agent may make reasonable charges for parts and labor for repairs not covered by this Limited Warranty. The warranties set forth herein are exclusive and in lieu of all other warranties, whether oral or written, express or implied.

LIMITED WARRANTY PROCEDURE

When contacting Seller, Buyer shall mail, ship or otherwise deliver to Seller at the address noted below (1) the Product; (2) a written description of the problem; (3) Buyer's name, address and telephone number; and (4) a copy of the original sales receipt. Mail, ship or otherwise deliver the Product, required information and copies to Seller, postage or shipping prepaid. CONTACT SUPERWINCH WARRANTY SERVICE AT 1-800-323-2031 FOR A RETURN AUTHORIZATION NUMBER PRIOR TO RETURNING PRODUCT TO SUPERWINCH.

LIMITATIONS AND EXCLUSIONS

Repair and/or replacement of the Product is the sole and exclusive remedy for Buyer. This warranty does not apply to defects in any Product caused by: (1) normal wear and tear; (2) failure to comply with any installation, operation or maintenance instructions provided by Superwinch including but not limited to use of grease or subjecting the Product to loads in excess of the load listed in the Owner's Manual or instructions for the particular Product and model number; (3) commercial or industrial use; (4) alteration or modification by parties other than Superwinch; (5) misuse, abuse, neglect, accident, Acts of God or terrorism; or (6) other causes beyond the control of Superwinch after delivery of the Product by Superwinch to its authorized distributor. If any model or sample was shown to Buyer, such model or sample was used for illustrative purposes only and shall not be construed as a warranty that the Product shall conform to the sample or model.

TO THE FULLEST EXTENT PERMITTED BY APPLICABLE LAW, THE FOLLOWING ARE HEREBY EXCLUDED AND DISCLAIMED:

- (1) All warranties with respect to the Product's finish.
- (2) All warranties of fitness for a particular purpose.
- (3) All warranties of merchantability.
- (4) All claims for consequential or incidental damages.

Some states or jurisdictions do not allow limitations or exclusions in consumer transactions, and these limitations or exclusions may not apply to Buyer. The warranty gives Buyer specific legal rights and there may be others. If a warranty is deemed to apply to this Product, it shall be limited for a period of one (1) year from the provable date of purchase of the new Product. NO agent, dealer, distributor, or employee of Seller is authorized to make modifications to this warranty, and not such statements, whether oral or written, shall be binding on the Seller.

INQUIRIES

Any inquiries regarding compliance with warranties provided herein may be addressed in writing to Superwinch Inc. or to Superwinch, Ltd. at the addresses noted below.

Superwinch, Inc.
Winch Drive
Putnam, CT 06260
U.S.A.
Tel. (860) 928-7787
Fax (860) 963-0811

Superwinch, Ltd.
Union Mine Road, Pitts Cleave
Tavistock, Devon PL 19 OPW
England
Tel. +44 (0) 1822 614101
Fax +44 (0) 1822 615204